



PROJECT APPLICATION (PRJ)

A Project Application must be submitted for any Building Permit Application that requires an intake for Planning Department review, including for environmental evaluation or neighborhood notification, or for any project that seeks an entitlement from the Planning Department, such as a Conditional Use Authorization or Variance.

For more, see the [Project Application Informational Packet](#).

Cost for Time and Materials: Any time and materials exceeding initial fees charged for services provided are subject to billing.

For more information call 415.558.6377, or email the Planning Information Center (PIC) at pic@sfgov.org.

Español: Si desea ayuda sobre cómo llenar esta solicitud en español, por favor llame al 415.575.9010. Tenga en cuenta que el Departamento de Planificación requerirá al menos un día hábil para responder

中文: 如果您希望獲得使用中文填寫這份申請表的幫助, 請致電415.575.9010。請注意, 規劃部門需要至少一個工作日來回應。

Tagalog: Kung gusto mo ng tulong sa pagkumpleto ng application na ito sa Filipino, paki tawagan ang 415.575.9010. Paki tandaan na mangangailangan ang Planning Department ng hindi kukulangin sa isang araw na pantrabaho para makasagot.

BUILDING PERMIT APPLICATIONS

HOW TO SUBMIT:

For Building Permit Applications that require intake for Planning Department review, present this Project Application together with the Building Permit Application at the Planning Information Center (PIC), 1660 Mission Street, Ground Floor.

WHAT TO SUBMIT:

- One (1) complete and signed application.
- Two (2) hard copy sets of plans that meet the Department of Building Inspection's submittal standards. Please see the [Planning Department's Plan Submittal Guidelines](#) for more information.
- A Letter of Authorization from the owner(s) designating an Authorized Agent to communicate with the Planning Department on their behalf.
- Pre-Application Meeting materials, if required. See the [Pre-Application Meeting Informational Packet](#) for more information.

Note: The applicable fee amount for Building Permit Applications will be assessed and collected at intake by the Department of Building Inspection at the Central Permitting Bureau at 1660 Mission St, Ground Floor.

(See [Fee Schedule and/or Calculator](#)).

ENTITLEMENTS

HOW TO SUBMIT:

For projects that require an entitlement from the Planning Department (e.g., Conditional Use, Variance), submit a Project Application with any required supplemental applications online at sfplanning.org/resource/prj-application, or to submit in person, submit an [Intake Request Form](#) to CPC.Intake@sfgov.org.

WHAT TO SUBMIT:

- One (1) complete and signed PRJ application, or complete online submittal, including the following:
- An electronic copy (online or USB drive) of plans formatted to print at 11" x 17". Please see the [Department's Plan Submittal Guidelines](#) for more information about the required contents of plan submittals.
- A Letter of Authorization from the owner(s) designating an Authorized Agent to communicate with the Planning Department on their behalf.
- Pre-Application Meeting materials, if required. See the [Pre-Application Meeting Informational Packet](#) for more information.
- Current or historic photograph(s) of the property.
- All supplemental entitlement applications (e.g., Conditional Use, Variance) and information for environmental review, as indicated in this Project Application or in the Preliminary Project Assessment (PPA) letter.
- Payment via check, money order or debit/credit card for the total fee amount for all required supplemental applications. (See [Fee Schedule and/or Calculator](#)).



PROJECT APPLICATION (PRJ)

GENERAL INFORMATION

Property Information

Project Address: _____

Block/Lot(s): _____

Property Owner's Information

Name: _____

Address: _____ Email Address: _____

Telephone: _____

Applicant Information

Same as above

Name: _____

Company/Organization: _____

Address: _____ Email Address: _____

Telephone: _____

Please Select Billing Contact: Owner Applicant Other (see below for details)

Name: _____ Email: _____ Phone: _____

Please Select Primary Project Contact: Owner Applicant Billing

RELATED APPLICATIONS

Related Building Permit Applications (any active building permits associated with the project)

N/A

Building Permit Application No(s): _____

Related Preliminary Project Assessments (PPA)

N/A

PPA Application No: _____ PPA Letter Date: _____

PROJECT INFORMATION

Project Description:

Please provide a narrative project description that summarizes the project and its purpose. Please list any required approvals (e.g. Variance) or changes to the Planning Code or Zoning Maps if applicable.

Project Details:

Change of Use New Construction Demolition Facade Alterations ROW Improvements
Additions Legislative/Zoning Changes Lot Line Adjustment-Subdivision Other: _____

Residential: Senior Housing 100% Affordable Student Housing Dwelling Unit Legalization
 Inclusionary Housing Required State Density Bonus Accessory Dwelling Unit

Indicate whether the project proposes rental or ownership units: Rental Units Ownership Units Don't Know

Indicate whether a Preliminary Housing Development Application (SB-330) is or has been submitted: Yes No

Non-Residential: Formula Retail Medical Cannabis Dispensary Tobacco Paraphernalia Establishment
 Financial Service Massage Establishment Other: _____

Estimated Construction Cost: _____

PROJECT AND LAND USE TABLES

All fields relevant to the project **must be completed** in order for this application to be accepted.


	Existing	Proposed
General Land Use	Parking GSF	
	Residential GSF	
	Retail/Commercial GSF	
	Office GSF	
	Industrial-PDR	
	Medical GSF	
	Visitor GSF	
	CIE (Cultural, Institutional, Educational)	
	Useable Open Space GSF	
	Public Open Space GSF	
Project Features	Dwelling Units - Affordable	
	Dwelling Units - Market Rate	
	Dwelling Units - Total	
	Hotel Rooms	
	Number of Building(s)	
	Number of Stories	
	Parking Spaces	
	Loading Spaces	
	Bicycle Spaces	
	Car Share Spaces	
	Other: _____	
Land Use - Residential	Studio Units	
	One Bedroom Units	
	Two Bedroom Units	
	Three Bedroom (or +) Units	
	Group Housing - Rooms	
	Group Housing - Beds	
	SRO Units	
	Micro Units	
	Accessory Dwelling Units For ADUs, list all ADUs and include unit type (e.g. studio, 1 bedroom, 2 bedroom, etc.) and the square footage area for each unit.	

ENVIRONMENTAL EVALUATION SCREENING FORM





This form will determine if further environmental review is required.

If you are submitting a Building Permit Application only, please respond to the below questions to the best of your knowledge. You do not need to submit any additional materials at this time, and an environmental planner will contact you with further instructions.

If you are submitting an application for entitlement, please submit the required supplemental applications, technical studies, or other information indicated below along with this Project Application.

Environmental Topic	Information	Applicable to Proposed Project?		Notes/Requirements
1a. General	Estimated construction duration (months):	N/A		
1b. General	Does the project involve replacement or repair of a building foundation? If yes, please provide the foundation design type (e.g., mat foundation, spread footings, drilled piers, etc.)	Yes	No	
1c. General	Does the project involve a change of use of 10,000 square feet or greater?	Yes	No	
2. Transportation	Does the project involve a child care facility or school with 30 or more students, or a location 1,500 square feet or greater?	Yes	No	If yes, submit an Environmental Supplemental- School and Child Care Drop-Off & Pick-Up Management Plan .
3. Shadow	Would the project result in any construction over 40 feet in height?	Yes	No	If yes, an initial review by a shadow expert, including a recommendation as to whether a shadow analysis is needed, may be required, as determined by Planning staff. (If the project already underwent Preliminary Project Assessment, refer to the shadow discussion in the PPA letter.) An additional fee for a shadow review may be required.
4a. Historic Preservation 	Would the project involve changes to the front façade or an addition visible from the public right-of-way of a structure built 45 or more years ago or located in a historic district?	Yes	No	If yes, submit a complete Historic Resource Determination Supplemental Application. Include all materials required in the application, including a complete record (with copies) of all building permits.
4b. Historic Preservation	Would the project involve demolition of a structure constructed 45 or more years ago, or a structure located within a historic district?	Yes	No	If yes, a historic resource evaluation (HRE) report will be required. The scope of the HRE will be determined in consultation with CPC-HRE@sfgov.org .

 Please see the [Property Information Map](#) or speak with Planning Information Center (PIC) staff to determine if this applies.

Environmental Topic	Information	Applicable to Proposed Project?		Notes/Requirements
5. Archeology 	Would the project result in soil disturbance/modification greater than two (2) feet below grade in an archeologically sensitive area or eight (8) feet below grade in a non-archeologically sensitive area?	Yes	No	If Yes, provide depth of excavation/disturbance below grade (in feet*): <i>*Note this includes foundation work</i>
6a. Geology and Soils 	Is the project located within a Landslide Hazard Zone, Liquefaction Zone or on a lot with an average slope of 25% or greater? ----- Area of excavation/disturbance (in square feet): _____ Amount of excavation (in cubic yards): _____	Yes	No	A geotechnical report prepared by a qualified professional must be submitted if one of the following thresholds apply to the project: <ul style="list-style-type: none"> ● The project involves: <ul style="list-style-type: none"> ○ excavation of 50 or more cubic yards of soil, or ○ building expansion greater than 500 square feet outside of the existing building footprint. <i>A geotechnical report may also be required for other circumstances as determined by Environmental Planning staff.</i>
6b. Geology and Soils	Does the project involve a lot split located on a slope equal to or greater than 20 percent?	Yes	No	A categorical exemption cannot be issued. Please contact CPC.EPIntake@sfgov.org , once a Project Application has been submitted.
7. Air Quality 	Would the project add new sensitive receptors (residences, schools, child care facilities, hospitals or senior-care facilities) within an Air Pollutant Exposure Zone?	Yes	No	If yes, submit an Article 38 Compliance application with the Department of Public Health.
8a. Hazardous Materials 	Is the project site located within the Maher area and would it involve ground disturbance of at least 50 cubic yards or a change of use from an industrial use to a residential or institutional use?	Yes	No	If yes, submit a Maher Application Form to the Department of Public Health and submit documentation of Maher enrollment with this Project Application. Certain projects may be eligible for a waiver from the Maher program. For more information, refer to the Department of Public Health's Environmental Health Division . <i>Maher enrollment may also be required for other circumstances as determined by Environmental Planning staff.</i>
8b. Hazardous Materials	Would the project involve work on a site with an existing or former gas station, parking lot, auto repair, dry cleaners, or heavy manufacturing use, or a site with underground storage tanks?	Yes	No	If yes, submit documentation of enrollment in the Maher Program (per above), or a Phase I Environmental Site Assessment prepared by a qualified consultant.

 Please see the [Property Information Map](#) or speak with Planning Information Center (PIC) staff to determine if this applies.

APPLICANT'S AFFIDAVIT

Under penalty of perjury the following declarations are made:

- a) The undersigned is the owner or authorized agent of the owner of this property.
- b) The information presented is true and correct to the best of my knowledge.
- c) Other information or applications may be required.
- d) I hereby authorize City and County of San Francisco Planning staff to conduct a site visit of this property as part of the City's review of this application, making all portions of the interior and exterior accessible through completion of construction and in response to the monitoring of any condition of approval.
- e) I attest that personally identifiable information (PII) - i.e. social security numbers, driver's license numbers, bank accounts - have not been provided as part of this application. Furthermore, where supplemental information is required by this application, PII has been redacted prior to submittal to the Planning Department. I understand that any information provided to the Planning Department becomes part of the public record and can be made available to the public for review and/or posted to Department websites.

Signature

Name (Printed)

Date

Relationship to Project
(i.e. Owner, Architect, etc.)

Phone

Email

For Department Use Only

Application received by Planning Department:

By: _____

Date: _____